

NIELIT Virtual Academy

National Institute of Electronics and Information Technology, Chennai
Autonomous Scientific Society of Ministry of Electronics & Information Technology (MeitY),
Govt. of India, ISTE Complex, 25, Gandhi Mandapam Road, Chennai – 600025

Course Prospectus

NSQF Aligned

Mode: ONLINE (Blended)

Data Science Specialist



Index

Content	Page Number
Objective of the Course	3
Outcome of the Course	4
Full Flow of Course	4
Course Structure	5
Course Fee Structure	5
Registration Fee	5
Eligibility	6
Number of Seats	6
How to Apply	6
Registration	7
Selection Criteria of candidate	7
Admission	7
Discontinuing the course	7
Course Timings, Enquires and Placement	8
Important Dates	8
Examination & Certification	8
NSQF Examination Pattern	9
Grading Scheme	10
Testimonials	10



Course Prospectus

Course Name : Data Science Specialist

Course Code : DS 281

NSQF Level: 06

Duration: 840 Hours, 6 Months

Last Date of Registration: 31-05-2026

Date of publishing Provisional Selection List: 03-06-2026

Payment of first instalment fee: 04-06-2026

Course Start Date: 05-06-2026

Preamble:

Data Science refers to extraction of knowledge from large volumes of data that are structured or unstructured, which is continuation of data mining and predictive analytics. It involves different categories of analytical approaches for modelling various types of business scenarios and arriving at solution and strategies for optimal decision-making in marketing, finance, operations, organizational behaviour and other managerial aspects. This new field of study breaks down into a number of different areas, from constructing big data infrastructure and configuring the various server tools that sit on top of the hardware, to performing the analysis and developing the right transformations to generate useful results.

Objective of the Course:

The **Data Science Specialist** a 6-month program (840 Hours), 3 hours theory and 5 hours practical per day program offered by NIELIT Chennai is an excellent blend of knowledge and practice in the field of Data Science and its industrial applications. The program is targeted for creating qualified Data Science Engineers. The course progresses through the Operating System, concepts of Data and its storage, programming for data science, Big Data Technology and its implementation. Various advanced tools such as R and Python, along with MySQL, Apache Cassandra, Java Programming and Hadoop Framework are used for achieving the goal of solving critical business and Analytic

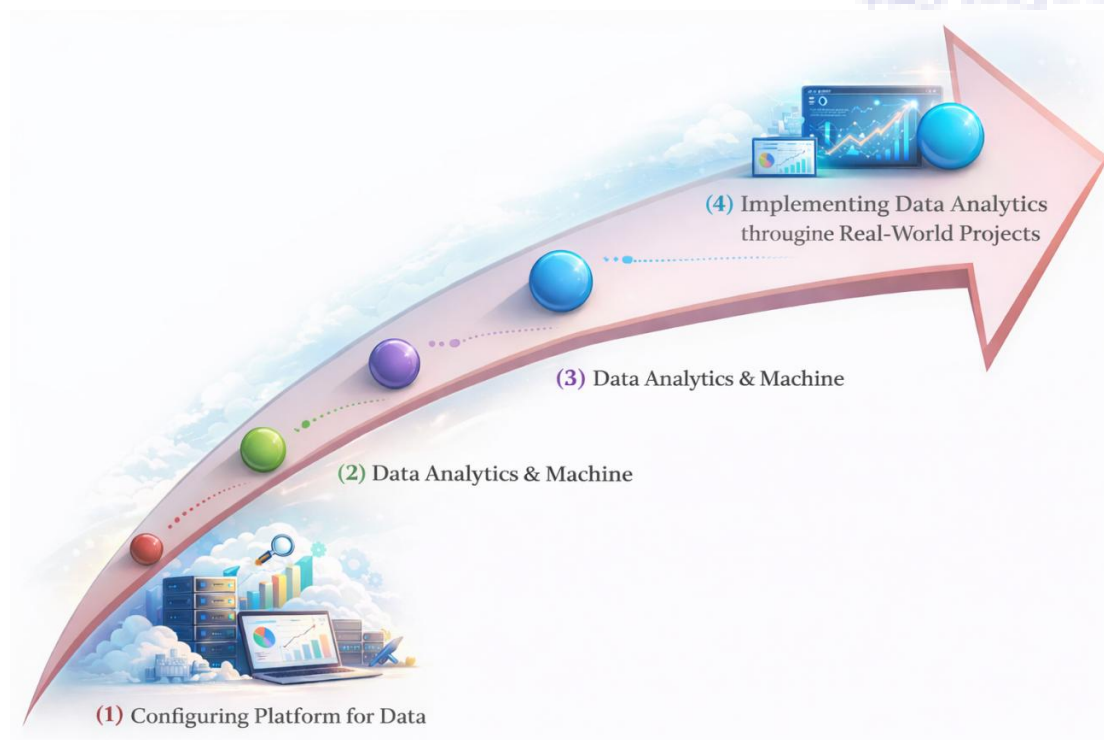
problems. The Program also offers six weeks of hands-on real – life analytical projects for participants to get equipped with strong analytical and programming skills which makes them highly demanding and employable on completion of the program. The course has been designed after proper industry survey and consultation with multiple industry leaders to ensure that participants learn exactly what employers need.

The objective of this program is to make the participants to take up roles as Statistical Analysts, Data Scientists, Data Analysts, Big Data Engineer, Hadoop Developer. There is a huge demand for skilled manpower in Data Science, and candidate there is huge shortage of Data Science Professionals worldwide. So, it is quite obvious that existing candidates who are interested in perusing career in this field needs to be trained. Our objective is to create a pool of talent who can meet this demand. This course is meant to sensitize students for computational statistics applications and usage as well as provide hands-on experience with solving real world data science issues.

Outcome of the Course:

On completion of the Course, the Participants will learn the concept of Data Analytics using open source statistical tools like R, Python and some very good visualization tools and techniques. They will be able to implement industry-oriented Data Analytics Project.

Course Flow



Course Structure

This course contains total three modules. After completing the three modules, the students have to do a 120 hours project using any of the topics studied in the course.

S.No	Module Name	Th.	Pr.	Total
1.	Configuring Platform for Data Engineering	90	120	210
2.	Data Analytics and Machine Learning	90	120	210
3.	Big Data Analytics	90	120	210
4.	Live Project /Presentation/Assignment	-	-	150
5.	Employability Skills(Internal Assesment)	-	-	60
6.	Major Project			
	Duration (in Hours) / Total Marks	270	360	840

Course Fee Structure:

	General/OBC/ EWS	SC/ST	Last Date
Registration Fee	Rs.1000/-	NIL	31-05-2026
Tuition Fee (Including NSQF Registration & Examination Fee)			
1 st Installment	Rs.23,000/-	NIL	04-06-2026
2 nd Installment	Rs.23,000/-	NIL	04-08-2026
Total	Rs 47000/-	NIL	

Registration Fee : Rs 1000/- (Exemption for SC/ST Candidates)

Registration Fee- Refund Policy:

(Non-Refundable if candidate is selected for admission but did not join and if a candidate has applied but not eligible.)

However, the registration fee shall be refunded on few special cases as given below:

- 1) Candidates are eligible but not selected for admission.
- 2) Course postponed and new date is not convenient for the student.

3) Course cancelled.

Eligibility

S. No.	Academic/Skill Qualification (with Specialization - if applicable)	Required Experience (with Specialization - if applicable)
1	Completed 4 years UG in Computer Science/IT/Electronics and Communication Engineering /Electrical Engineering / Allied Branches	NIL
2	Completed 3-year UG in Computer Science/IT/Electronics and Communication Engineering/Electrical Engineering/Science/Maths/Statistics/Economics/Allied branches with 1.5 years of experience in relevant fields.	1.5yrs
3	Previous relevant qualification of NSQF Level 5.5 with 1.5 years of experience in the relevant field	1.5Yrs
4	Previous relevant qualification of NSQF Level 5 with 3 years of experience in the relevant field	3Yrs

Number of Seats: 500(Five Hundred)

Note: Seats are allocated based on the merit of the Qualification

How to Apply?

Candidates can apply online in our website <http://nva.nielit.gov.in>. Payment towards non-refundable registration fee can be paid through any of the following modes:

- ❖ **Payment Gateway**
- ❖ **Online transaction: Account No: 31185720641 Branch: Kottur (Chennai), IFS Code: SBIN0001669.**
- ❖ **GPAY/any UPI, Credit Card**

Note: The Institute will not be responsible for any mistakes done by either the bank concerned or by the depositor while remitting the amount into our account

Registration Procedure

All interested candidates are required to fill the Registration form online with registration fees of **Rs. 1,000/-** (wherever applicable) and with all the necessary information.

Selection Criteria :

Selection of candidates will be based on their marks in the qualifying examination subject to eligibility and availability of seats.

- The first list of Provisionally Selected Candidates will be published on NIELIT Chennai website (www.nielit.gov.in/chennai/index.php) on **03-06-2026** by **5:00 PM**. In case of vacancy, an additional selection list will be prepared and the selection will be intimated by email only.
- Following documents of candidates will be verified:
 - Qualifying Degree(Consolidated Marksheet/Degree Certificate/Course Completion Certificate), 10th and 12th mark sheet.
 - One passport size photograph.
 - Self-attested copy of Govt. issued photo ID card.
 - AADHAR Copy
- All provisionally selected candidates have to pay first instalment of Rs. **23,000/-** on or before **31-05-2026** by payment mode mentioned above.
- Selected candidates are requested to upload the proof of remittance of fee on registration portal and also send the proof of remittance of fee as email to trng.chennai@nielit.gov.in/sourav.a@nielit.gov.in/skjha@nielit.gov.in

Admission:

All provisionally selected who have paid the fees (full or first instalment) and verified by accounts section of NIELIT Chennai will get a welcome message in his login id provided during registration.

Note-All Provisionally Selected Candidates have to visit NIELIT Chennai for Certificate Verification. Otherwise their candidature will be cancelled without any intimation.

The credentials and URL for online portal will be shared through WhatsApp or email.

Discontinuing the course

- No fees under any circumstances, shall be refunded in the event of a student who have completed the process of admission or discontinuing the course in between. No certificate shall be issued for the classes attended.
- If candidates are not uploading consecutive 3 assignments within assigned time, then their candidature will be cancelled without any notice and all fees paid will be forfeited.
- If candidates are not appearing for any internal examinations/practical their candidature will be cancelled without any notice and all fees paid will be forfeited.

Course Timings

This program is a practical oriented one and hence there shall be more lab than theory classes. The classes and labs are online cloud-based from **10 am to 5:30 pm** and Monday to Friday. In between **any 04 hours** can be fixed as your class timings according to the candidate's convenience and the faculty's availability and remaining student can do their lab.

Course enquiries

Students can enquire about the various courses either on telephone or by personal contact between 9.15 A.M. to 5.15 P.M. (Lunch time 1.00 pm to 1.30 pm) Monday to Friday.

Placement:

Students who have completed the course successfully and qualified, Placement guidance and career counselling will be given to assist in their interviews.

Important Dates

Last Date of Registration: **31-05-2026**

Display of Provisional Selection List: **03-06-2026**

Payment of first installment fee: **04-06-2026**

Course Start Date: **05-06-2026**

Payment of second instalment fee: **04-08-2026**

Examination & Certification

- Final Certificates will be issued after successful completion of all the modules including mini project. For getting certificate a candidate has to pass each module individually with minimum required marks of 50%.

NSQF Examination Pattern:

➤ Means of assessment:

S. No	Examination Pattern	Modules Covered	Duration in Minutes	Maximum Marks
1.	Theory 1: Basic Linux, Java & Data Warehousing	Module 1	90	100
2	Theory 2: Data Analytics & Machine Learning	Module 2	90	100
3	Theory 3: Big Data Analytics	Module 3	90	100
4	Practical 1: Basic Linux, Java, Data Warehousing & Data Analytics	Module 1 & Module 2	180	90
5	Practical 2: Big Data Analytics	Module 3	180	90
6	Internal Assessment	Module 1,2,3	-	60
7	Assignment	Module 1,2,3	-	60
8	Major Project	Module 1,2,3	-	100
Total				700

Theory Papers

- **Theory 1** – Configuring Platform for Data Engineering (Basic Linux, Java & Data Warehousing)
- **Theory 2** – Data Analytics and Machine Learning
- **Theory 3** – Big Data Analytics

Practical Papers

- **Practical 1** – Configuring Platform for Data Engineering & Machine Learning (Basic Linux, Java, Data Warehousing & Data Analytics)
- **Practical 2** – Big Data Analytics

Examination Centre: NIELIT Chennai, **Mode:** Online

Grading Scheme

Following Grading scheme (on the basis of total marks) will be followed:


Grade	S	A	B	C	D
Marks Range (in %)	$\geq 85\%$	$\geq 75\%$ and $< 85\%$	$\geq 65\%$ and $< 75\%$	$\geq 55\%$ and $< 65\%$	$\geq 50\%$ and $< 55\%$

Testimonials:

“
EXCEPTIONAL SWITCH FOR MY PROFESSION.


Presently I am working as Big Data Engineer at Cognizant, a US based company. The PG Diploma in Data Science and Analytics course proved to be an added advantage in changing my career from SAP to a promising Data Engineering field.

-SUMIRAN KUMAR SINHA
 Big Data Engineer





“

PG program in Data Science and Analytics had excellent content and assignments that build on your knowledge, reinforce, and then expand, the mentoring approach was good, and working with other people via the Internet was good. The instructors did a good job of communicating and making it a more intimate arrangement. A lot of online courses fail because of the isolation. PGDM in Data science & analytics is very good and I think it's a very solid course. I learned a lot.



TRIPTI SINGH
 Software Engineer



CHANDAN KUMAR JHA
Data Consultant

Not only did the course (PGDM in Data science & analytics) teach me the proper techniques of Data analytics and the process of data handling as promised, but it also taught me how to learn independently, how to stick with a problem and find ways of solving it, and perhaps most significantly, the experience taught me the skills that will enable me to continue to develop my profile beyond the electronic classroom and helped a lot to keep up my skills as per industry standards.

.....many more.



रा.इ.सू.प्रौ.सं
NIELIT



Detailed curriculum

Module 1: Configuring Platform for Data Engineering

Understanding Linux Environment & Basic Commands:

- **Understanding Linux Environment:**

- Introduction, Linux Architecture, Boot Process, Kernel, System Initialization, GUI, and CLI (Access a shell prompt and issue commands with correct syntax.

- **Commands:**

- file handling commands, sort, tr, cut, find, grep, egrep, using filters, cat, mkdir, who and other basic commands. vi editor

Linux Package management and Process Monitoring:

- su login, sudo, apt-get, ps command, kill command and other related commands, single and multi- user mode of Ubuntu.

Important Files and Directories.

BASH Scripting:

- Introduction to BASH, Variables (System & User defined), Exporting Variables, Special Shell Variables, Control Structures, Understanding execution mode of BASH script, Array, functions, BASH debugging

Case Study:

1. BASH Script for removing missing value
 2. BASH Script for generating Frequency Distribution Table from given data (consisting of 10000 records).
 3. BASH Script for removing blank lines from a file.
 4. BASH Script to find frequency of a word from several files.
- BASH Script to Merge files based on some fields.

Configuring Secure Shell & LAN

- **LAN:** Introduction, Configure LAN on Ubuntu
- **Secure Shell:**

Understanding & Configuring Secure Shell, Access remote systems using ssh, SCP, Passwordless SSH, Configure key-based authentication for SSH

User Administration

- **User Management:**

- Adding/Modifying/Deleting new users, Understanding User Id and other related fields. Understanding /etc/passwd and /etc/shadow, Password Aging Policies, Switching Accounts, sudo access

- **Group Management:**

- User Private Groups, Group Administration.

- **Understanding SUID and SGID Executable, Sticky Bit, Default File**

chmod and chown command

Virtualization

- Introduction to Virtualization

Virtual Machine installation, Configuring Virtual Machines, Install Ubuntu/Centos systems as virtual guests, configure systems to launch virtual machines at boot. , Creating Clone of a Virtual Machine and its restoration, virtual LAN, Memory addressing, Paging, Memory mapping, virtual memory, complexities and solutions of memory virtualization, VM configurations, VM migrations, Migration types and process.

- **Basics of Information Security & Cloud**

Java for Hadoop**Java Introduction:**

- Concept of OOPs
- Introduction to Java
- Configure JAVA PATHs in PATH variable and other related places in Linux.
- Features of Java
- Working with Java Variables
- Declaring and Initializing Variables
- Primitive Data Types
- Class & Object Fundamentals
- Object Lifecycle
- Read and Write Java Object Fields

Understanding JAR file and its working**Java Operators and Decision Constructs****Using loop Constructs in Java**

- while, for, switch case etc.

Array & String:

- Creating and using One-Dimensional Array
- Creating and using Multi-Dimensional Array
- String Class and related functions.

Methods and Encapsulation:

- Java Method
- Static and Final Keyword
- Constructors and Access Modifiers in Java
- Encapsulation

Inheritance:

- Polymorphism Casting and Super
- Abstract Class and Interfaces

Exception Handling:

- Types of Exceptions and Try-catch Statement
- Throws Statement and Finally Block
- Exception Classes
- Creating Custom Exception Classes

Work with Selected classes

- String & String Buffer
- Create and Manipulate Calendar Data

Declare and Use of Array list



Collection Framework

- Introduction to Collection Framework
- Core Collection in Java
- Core Collection framework
- Types of Collection,
- Hierarchy of Collection Framework
- Commonly used methods of Collection interface
- Iterator Interface
- Methods of Iterator interface

File Handling and Serialization

- The Classes for Input and Output
- The Standard, Streams
- Working with File Object
 - File I/O Basics, Reading and Writing to Files
 - Buffer and Buffer Management
- Read/Write Operations with File Channel.

Serialization

Data warehousing using MySQL

- **Data warehousing concept**
- **Data Base Design using MySQL:**
- Concept of RDBMS, Storage Engine, Structure of MySQL
- Creating Database, Data Types, Table etc.
- **Relational Model and SQL:**
- Relation Model, MySQL Query, Creating and Using a Database, Select, Operators, group by, order by, Primary Key, etc.
- **Database Design using the Relational Model:**
- Making Relation between tables, Foreign Key, joins etc.
- **Export & Import Data**

Export and Import of External Data, Interacting with different tables, Backup and Recovery.

Basics of NoSQL and Apache Cassandra

- **Introduction to NoSQL and Cassandra:**
- Understanding NoSQL, Types of NoSQL databases, Usage of NoSQL databases, NoSQL Eco System, Overview of Cassandra, Features of Cassandra, Cassandra Vs. MongoDB
- **Architecture of Apache Cassandra:**
- Understanding high level Cassandra architecture,
- Peer-to-Peer design, Network topology, Virtual Node, Components of Cassandra, Partitioner and Replication, Memtables and SSTables, Bloom Filters, Managers and Services,

Cassandra read and write process, Failure scenario.

Apache Cassandra:

Installation & Configuration

- Versions of Apache Cassandra
- Understanding Pre-requisite for Installation
- Installing Cassandra
- Linux Commands to auto start Apache Cassandra
- Logging setup in Cassandra
- Understanding Replication Factor
- Cassandra Cluster

Miscellaneous setting

Understanding Apache Cassandra Data model:

- Introduction to Data Model
- Design between RDBMS and Cassandra

Understanding Cassandra API: CQL-API and thrift API)

Cassandra Monitoring Tools:

- Introduction of Monitoring Tools
- Cluster Statistics
 - i. nodetool
 - ii. JConsole
 - iii. Table Statistics
- Table Statistics
- Thread Pool

Compaction Metrics

Cassandra Cluster:

- Introduction to Cluster
- Layers of Cassandra Cluster
 - Node Cluster
 - Keyspace
 - Column Families
 - Rows
 - Column

Cluster Builder

Cassandra CQLSH

- Introduction to CQL
- **Documented Shell Commands:**
- Help, Version, Color, No Color
- DEBUG, Execute, File, U,P
- Exit, Describe, Expand etc.
- **CQL: Data Definition Commands:**
 - Create Keyspace
 - Use Keyspace
 - Alter Keyspace
 - Drop Keyspace
 - Create Table
 - CRUD Operation
 - Alter table

Add Column to a table

- Drop a Column
- Truncate Table
- Drop Table
- **CQL: Data Manipulation Commands:**
 - Insert Command
 - Update Command
 - Delete Command
 - Batch Command
- **CQL Clauses:**
 - Select
 - where
 - Order by
- **Cassandra Data types**
- **Build-in**
 - (Boolean,blob,ascii,bigint,counter,decimal,double,float,inet,int,text,varchar,timestam p, var int etc.)
- **Collection data Type**
 - List (Create, Insert, Update, Verify)
 - Map((Create, Insert, Update, Verify)
 - Set(Create, Insert, Update, Verify)
- **User Defined Data type**
 - Create
 - Alter
 - Add
 - Drop
 - Describe
- Database User and Roles
- Control Commands
- Complex query
- Built-in and User defined Function
- Run CQL Scripts from the command line

JSON support

Indexes and Composite Columns:

- **Overview of Index and benefit:**
 - Understanding Index
 - Create Index
 - Drop Index
- Index on Distributed Database
- Clustered Indexes vs Non-Clustered Indexes
- Secondary Index
- Data Partitioning

Data Colocation

Cassandra Interfaces:

- Java interfaces to connect Cassandra
- ODBC interface to connect Cassandra

Module2: Data Analytics & Machine Learning

Basic Concept of Data Analytics & Data Manipulation in R

- Introduction to Data Analytics
- Basic Features of R, Installation of R Studio and method of accessing through URL.
- Basic Data Sets: Vector, Matrices, List, Array, Factors
- Data Frames, Data Types, Operators, Basic Constructs, R Functions, String Handling, R Packages

Data Reshaping, Data Pipelines, and Data Manipulation.

Python Basics

- Features of Python.
- Basic Syntax, Variable and Data Types, Operators.

Conditional Statement, Loops, Functions, File Handling in Python.

OOPs concept & Exception Handling in Python

- Concept of class, object and instances, Constructor, Inheritance.

Programming using Oops support, Exception Handling.

Understanding Data Frame in Python

- Working with Pandas data structures.
- Series and Data Frames,
- Accessing data: indexing, slicing, Boolean indexing, dropping
- Import from and Export to .csv Files, Output to and Input from EXCEL Files, selecting, creating, and combining rows and columns
- Pandas: XLS
- Pandas: JSON
- Missing Value
- Data Aggregation, group by etc.

Reshaping and transforming data.

Data Visualization using Python

- Understanding on Data Visualization,
- Using Python Library for visualization: Matplotlib, Seaborn, plotly, Geoplotlib, gleam etc.

Pie Chart, Histogram, Box Plot and other visualisation techniques.

Inferential Statistics in Python

- Introduction to Inferential statistics.
- Random Variable
- Measure of Central Tendency SciPy package
- Understanding Mathematical Expectation.
- Distribution Functions (Discrete and Continuous)
 - Binomial, Poisson
 - Normal Distribution
- Constructing a Statistical Model.
- Fitting Model to given data.
- Testing of Hypothesis:
 - Introduction to ToH
 - Understanding Null and Alternative hypothesis.
 - Critical Region

Level of Significance, P Value

- T Test
- Z Test
- Goodness of fit Test

Chi Square Test

Time Series Analysis using Python

- Time Series Introduction, Understanding Time Series Data.
- Importing Time Series Data in Python.
- Working with Time Series Libraries like autots, tsfresh, dart, atspy etc.
- Understanding Panel Data.
- Visualisation of Time Series Data
- Patterns in a Time Series
- Additive and Multiplicative Time Series
- Decomposing a time series into its components.
- Working with Seasonal & Nonseasonal Time Series.
- Working with Stationary and Non-Stationary Time series.
- Test for Stationarity of Time Series Data.
 - Augmented Dickey Fuller(ADH) Test
 - Kwiatkoski-Phillips-Schmidt-Shin(KPSS) Test
 - Philips Peron(PP) Test
- Understanding noise in Time Series Data.
 - Understanding white noise and stationary series.
- De-trending a Time series data.
- De-seasonalise a Time Series Data
- Test for Seasonality of Data
- Handling Missing Value in Time Series Data.
 - Backward Fill
 - Linear Interpolation
 - Quadratic Interpolation
 - Mean of Nearest Neighbours
 - Mean of seasonal counterparts
- Smoothing a Time Series data.
- Autocorrelation & Partial autocorrelation function.
- Lag Plots
- Forecasting a Time Series Data.

Causality Test for Time Series Data.

Machine Learning

Introduction to Machine Learning:

- Basic Concepts of Machine Learning
- End-to-end Process of Investigating Data through a Machine Learning Lens.
- Application of Machine

Learning. Types of Machine

Learning **Supervised**

- Classification

Regression:

- Linear Regression
- Generalized Linear Regression
- Logistic Regression
- Multiple regression
- Poisson Regression

Unsupervised

- Clustering
 - The k-Means Clustering
 - The k-Medoids Clustering
 - Hierarchical Clustering
 - Density-based Clustering
- Dimensionality Reduction
 - Principle Component Analysis
 - K-nearest neighbour
 - Discriminant Analysis
- Anomaly Detection
 - KNN
- **Outlier Detection, Association Rules**
 - Basics of Association Rules
 - Association Rule
- **Mining**
 - Text Mining

Tree, Decision Tree, Splits, Entropy etc.

Neural Networks

- Introduction
 - Understanding Neural Networks
 - Building simple Neural Network in Python
 - Multiple Input & Outputs
 - Use of NumPy to build Neural Network
- Updating Weights in Simplest Neural Network
 - Simple Error analysis
 - Working with 1 attribute
 - Small Steps
 - Extending Simplest Neural Network to Multiple Inputs
 - Extending to Multiple Outputs
 - Combining Multiple Input and Outputs
- Extending Neural network to Completed Data Sets
 - Extending Neural Network to Use Multiple Samples
 - Goodness of Fit Parameters
- Perceptron Learning & Binary Classification
- Back Propagation Learning

Learning Feature Vectors for Words & Object Recognition.

Deep Learning Applications

- Artificial Neural Networks
- Introduction to KERAS for Classification and Regression in Typical Data Science Problems
- Creating a Neural Network Training Models and Monitoring
- Introducing TensorFlow,
- Neural Networks using TensorFlow, Debugging and Monitoring, Convolutional Neural Networks
- CNN using TensorFlow
- Unsupervised Learning
- Working with PyTorch
- Case Studies

Cassandra Python Connectivity

Module 3: Big Data Analytics - Introduction of Big Data Analytics

Introduction to Big Data:

- Big Data for Data Engineering
- Big Data Introduction
- Attributes of Big Data
- Other technologies vs Big Data
- Big Data & Data Science
- Processing Big Data

Introduction to Hadoop:

- Introduction to Hadoop Ecosystem
- Compare Hadoop vs. traditional systems
- Hadoop Architecture
- Understanding HDFS

Configuring Hadoop:

- Installing Hadoop
- Standalone mode
- Pseudo Distributed Mode
- Fully Distributed
- Understanding Hadoop Cluster
- Monitoring the Cluster Health
- Starting and Stopping the Nodes

HDFS Architecture

- Distributing Processing System
- Core Components of Hadoop
- HDFS Architecture, HDFS Design
- HDFS role in Hadoop
- Features of HDFS
- Daemons of Hadoop and its functionality Name node, Data node



- Secondary Name Node
- Job Tracker, Task Tracker
- Anatomy of File Write & File Read

- Heartbeat Signal
- How to Store the Data into HDFS
- How to Read the Data from HDFS
- CLI, Administration & Admin Commands

Hadoop MapReduce using Python

- Concepts of HDFS Java API
- Overview of MapReduce Framework,
- MapReduce Architecture & Daemons
- Job tracker and Task tracker
- YARN and its Processing Application
- YARN MR Application Execution Flow
- Data Flow In MapReduce
- Introduction to Hadoop Streaming
- Streaming Command Options
- Use cases of MapReduce, Anatomy of MapReduce Program
- Basic MapReduce API Concepts.
- Writing MapReduce Driver, Mappers, and Reducers, Unit Testing MapReduce Programs etc., Case Studies
- Generic Command Options
- Basic MapReduce Sample Program-1
- Basic MapReduce Sample Program-2
- Chaining of MR Jobs
- Partitioner
- Combiner
- Generic OptionParser
- Analysis of IRIS dataset
- Processing of XML File
- Use Cases
- Integration of Cassandra and Hadoop

Apache HBase

- HBase Introduction
- HBase vs RDBMS (fixed Vs flexible schema)
- Understanding HBase Configuration files and its configuration in Hadoop Eco System
 - HBase run modes: Standalone and Distributed
 - Understanding and working with Zookeeper, Master and Region servers in fully distributed Mode.
- HBase Architecture and Components,
- HBase Data Model

- Understanding Conceptual View, Physical View, Namespace, Table, Row, Column Family, Cells, Data Model Operations, Versions, Sort Order, Column Metadata, Joins, ACID etc.
- HBase commands
 - *General Commands:*
Status, Version, Table_help(scan, drop, get, put, disable, etc.), whoami etc.
 - *Table Management Commands:*
Create, List, Describe, Disable, Disable_all, Enable, Enable_all, Drop, Drop_all, Show_filters, Alter, Alter_status etc.
 - *Data manipulation commands:*
count, put, get, delete, delete all, truncate, scan etc.
 - *Cluster Replication Commands:*
add_peer, remove_peer, start_replication, stop_replication etc.
 - Understanding TTL (Time to Live)
- HBase Constraints
- Case Study - Log Data and Timeseries Data
- Case Study - Customer/Order
- HBase and MapReduce
- HBase Backup and Restore

Scala

- Introduction to Scala
- Scala REPL (“Read-Evaluate-Print-Loop”)
- Basic Scala Operations
- Variable Types in Scala
- Control Structures in Scala

- Collections in Scala
- Array, ArrayBuffer, Map, Tuple, Lists etc.
- Functional Programming Concepts in Scala
- Methods, classes, and objects in Scala
- Packages and package objects
- Traits and trait linearization
- Java Interoperability
- Introduction to functional programming
- Functional Scala for data science
- Importance of functional programming and Scala for learning Spark
- Pure functions and higher-order functions
- Using higher-order functions
- Error handling in functional Scala
- Functional programming and data mutability
- Scala Collection API & Scala Implicits

Introducing Apache Spark

- Introduction of Apache Spark: Need of Apache Spark, Feature of Apache Spark.
- Understanding concept of Spark Cluster Modes on YARN.
- Apache Spark Installation and Configuration
- Understanding Spark Cluster Modes on YARN
- Spark Applications
- The back bone of Spark - RDD (Resilient Distributed Dataset)
- What is Lambda
- Using the Spark shell
- Actions and Transformations
- Persistence
- Caching
- Loading and Saving data
- Operations of RDD
 - Challenges in Existing Computing Methods
 - Probable Solution & How RDD Solves the Problem
 - Introduction to RDD, its operations, Transformations & Actions
 - Data Loading and Saving Through RDDs
 - Key-Value Pair RDDs
 - RDD Lineage & RDD Persistence
 - WordCount Program Using RDD Concepts
 - RDD Partitioning achieve Parallelization.
 - Using Accumulators
 - Using Broadcast variables
 - Passing Functions to Spark
- Data Frames and Spark SQL
 - Introduction to Spark SQL & its architecture
 - SQL Context in Spark SQL

- Data Frames & Datasets
- Interoperating with RDDs
- JSON and Parquet File Formats
- Writing and deploying spark applications
 - Creating the SparkContext
 - Building a Spark Application using Scala.
 - The Spark Application Web UI.
 - Configuring Spark Properties
 - Running Spark on Cluster
 - Executing Parallel Operations
 - Understanding Stages and Tasks
 - Case Study
- Machine Learning using MLlib

- Introduction to MLlib
- Features of MLlib and MLlib Tool
- Various ML algorithms supported by MLlib
- Optimization Techniques
- Supervised Learning
 - Linear Regression
 - Logistic Regression
 - Decision Tree
 - Random Forest
- Unsupervised Learning
 - K-Means Clustering
- Spark Algorithms for Machine Learning
- Pyspark MLlib.

Integration with Hadoop PySpark-Environment and Configuration.

